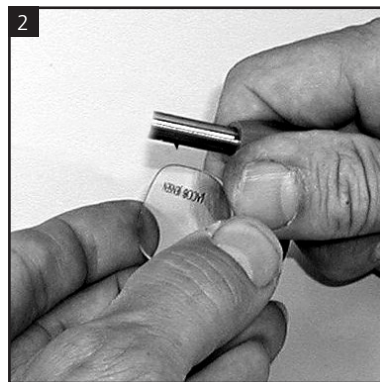


Mounting guide

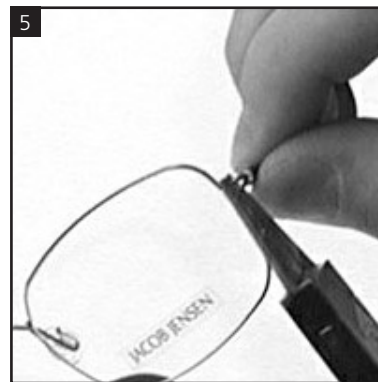




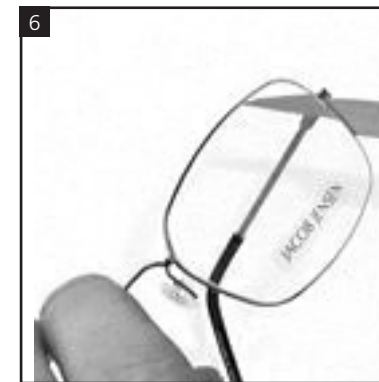
Grind the lenses in same size as Jacob Jensen former




Deburr the groove edge



Adjust corner angle using Jacob Jensen plier



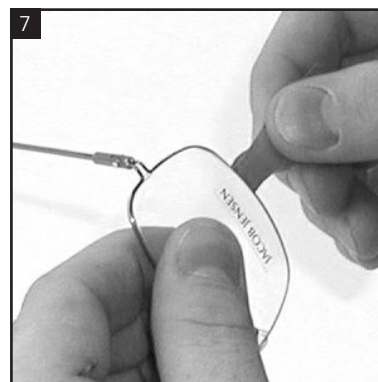
When dismounting use silk thread through the opening in the corner



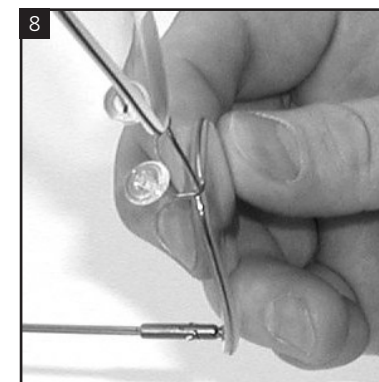
Place lens in upper wire and mount the lens with the silk thread.




Use the Jacob Jensen plier for adjusting inclination angle



Drag the silk thread and the lens is dismounted



Warning: Do not open the frame by bending the nose pad arm.



Recommendations: Groove must be 1,1 mm wide • Groove must be 0,6 mm deep • Edge thickness must be 2,4 mm